





OX series inverters

autarco

The new Autarco three-phase OX series inverters deliver reliable hardware with digital benefits to speed up design, reduce maintenance costs and improve yields. With 9 or 10 independent MPPTs and a total of 18 or 20 string inputs of max. 13A each, they offer the flexibility often asked in for commercial rooftop solar projects, managing shade losses from obstacles and environment. The OX series is delivering the utmost in security features including integrated ARC-fault detection. This series is designed to offer the best possible business case while delivering innovative features.

- 10** Up to 10 MPPT with 26A MPPT output
-  98.7% max efficiency
-  IV Curves, string monitoring & Remote Control
-  Integrated AFCI functionality for ultimate safety
-  Cloud based asset management



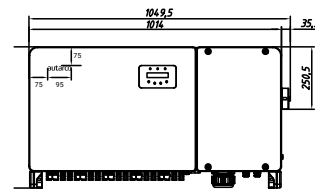
QUALITY CERTIFICATES



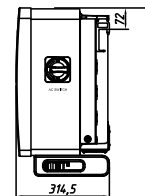
GENERAL CHARACTERISTICS

Safety / EMC Standards	IEC62109-1/02 IEC 62116
Warranty	5 years extendable to 15 years
Dimensions (W x H x D)	1050 x 567 x 286.5mm
Mounting	Wall bracket
Max. site altitude	4000m
IP protection class	IP66
Isolation type	Transformerless
Cooling principle	Convection with smart fan-cooling
Noise level, typical	50dB
LCD display	20 x 2 characters
Communication interfaces	WiFi, GPRS, RS485, PLC (optional)
Digital O&M	Includes IV Curves & Remote control
DC switch	Integrated (optionally excluded)
AC switch	Excluded (optionally included)
Anti PID	Excluded (optionally included)
Weight (kg)	82

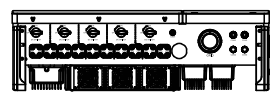
Front



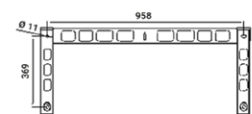
Side



Bottom



Bracket



INPUT CHARACTERISTICS

	S2.OX80000S	S2.OX90000S	S2.OX100000S	S2.OX110000S	S2.OX110000S-HV
Max. PV input power (W)	96000	108000	120000	132000	132000
Max. DC voltage (V)	1100	1100	1100	1100	1100
MPP tracker voltage range (V)	180-1000	180-1000	180-1000	180-1000	180-1000
Start-up DC voltage (V)	195	195	195	195	195
Max. short circuit current (A)	40	40	40	40	40
Max. DC current per MPPT (A)	26	26	26	26	26
Number of MPP trackers	9	10	10	10	10
Number of DC connections per MPPT	2	2	2	2	2
DC connection type	MC4	MC4	MC4	MC4	MC4
Turn on power (W)	50	50	50	50	50

OUTPUT CHARACTERISTICS

AC connection (V)	400	400	400	400	540
Power connection	3-phase	3-phase	3-phase	3-phase	3-phase
Rated AC power (W)	80000	90000	100000	110000	110000
Rated AC current (A at 380/400V)	121.6 / 115.5	137.0 / 130.2	152.0 / 144.4	167.1 / 158.8	117.6 at 540V
Max. AC power (W)	88000	99000	110000	121000	121000
Max. AC current (A at 380)	133.7	150.4	167.1	183.8	129.4 at 540V
Grid Standards & frequency range	VDE-AR-N 4105, VDE V 0124, VDE V 0126-1-1, G98, G99, EN 50438IE, RD1699				
Power factor	0.8...1...0.8	0.8...1...0.8	0.8...1...0.8	0.8...1...0.8	0.8...1...0.8
Harmonic distortion (%)	< 3	< 3	< 3	< 3	< 3
Cooling principle	Convection	Convection	Convection	Convection	Convection
DC injection current (mA)	<50	<50	<50	<50	<50
Weight (kg)	82	82	82	82	82

EFFICIENCY

Max. efficiency	98.70% - 99.0% (HV)
Euro efficiency	98.30% - 98.5% (HV)
MPPT efficiency	99.50%

PROTECTION

DC overvoltage protection	Integrated
DC reverse polarity protection	Integrated
Short circuit protection	Integrated
Grid monitoring	Integrated
Insulation resistance monitoring	Integrated
Temperature protection	Integrated
Islanding protection	Integrated
Arc-fault circuit interrupter	Integrated
Output over current protection	Integrated
DC surge protection type	II
AC surge protection type	II (Type I Optional)

OTHER CHARACTERISTICS

Operating temperature range	-25°C to +60°C
Relative humidity range	0-100%

The specifications contained in this datasheet may deviate slightly from our actual products due to on-going product improvement and are subject to change at any time without prior notice.

